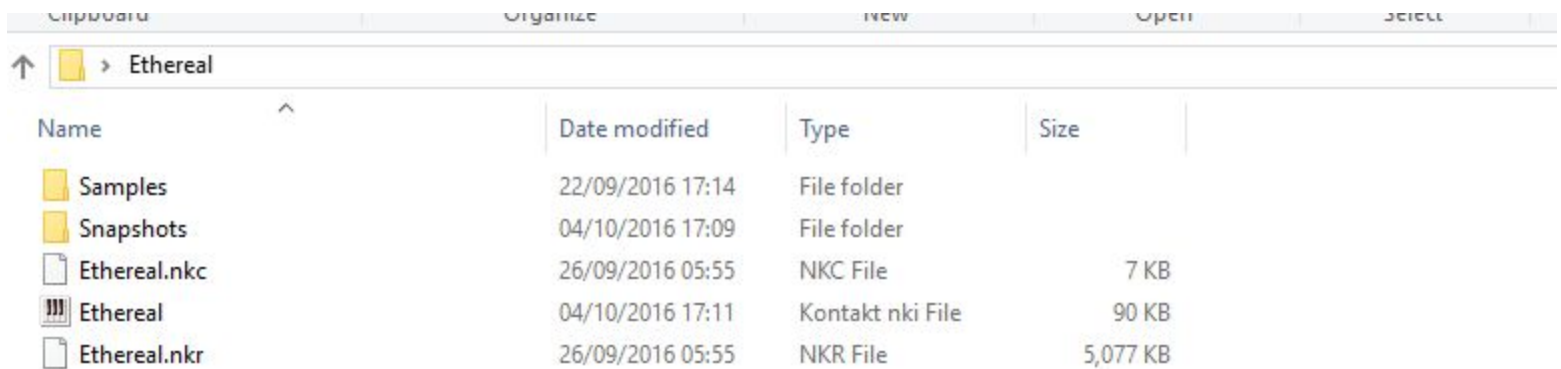


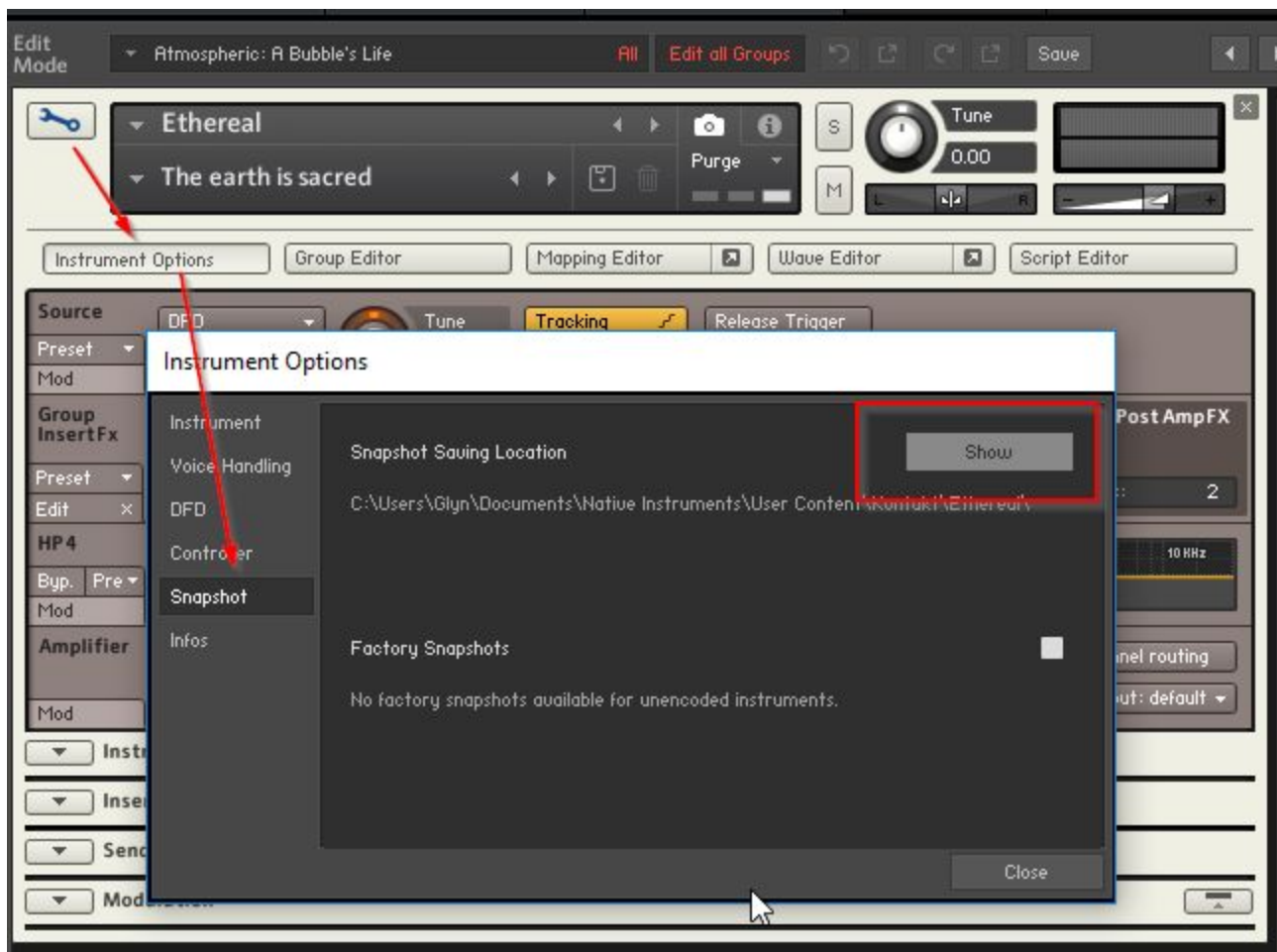
Ethereal Installing Snapshots

When you first download Ethereal this is what your extracted folder will look like



Name	Date modified	Type	Size
Samples	22/09/2016 17:14	File folder	
Snapshots	04/10/2016 17:09	File folder	
Ethereal.nkc	26/09/2016 05:55	NKC File	7 KB
Ethereal	04/10/2016 17:11	Kontakt nki File	90 KB
Ethereal.nkr	26/09/2016 05:55	NKR File	5,077 KB

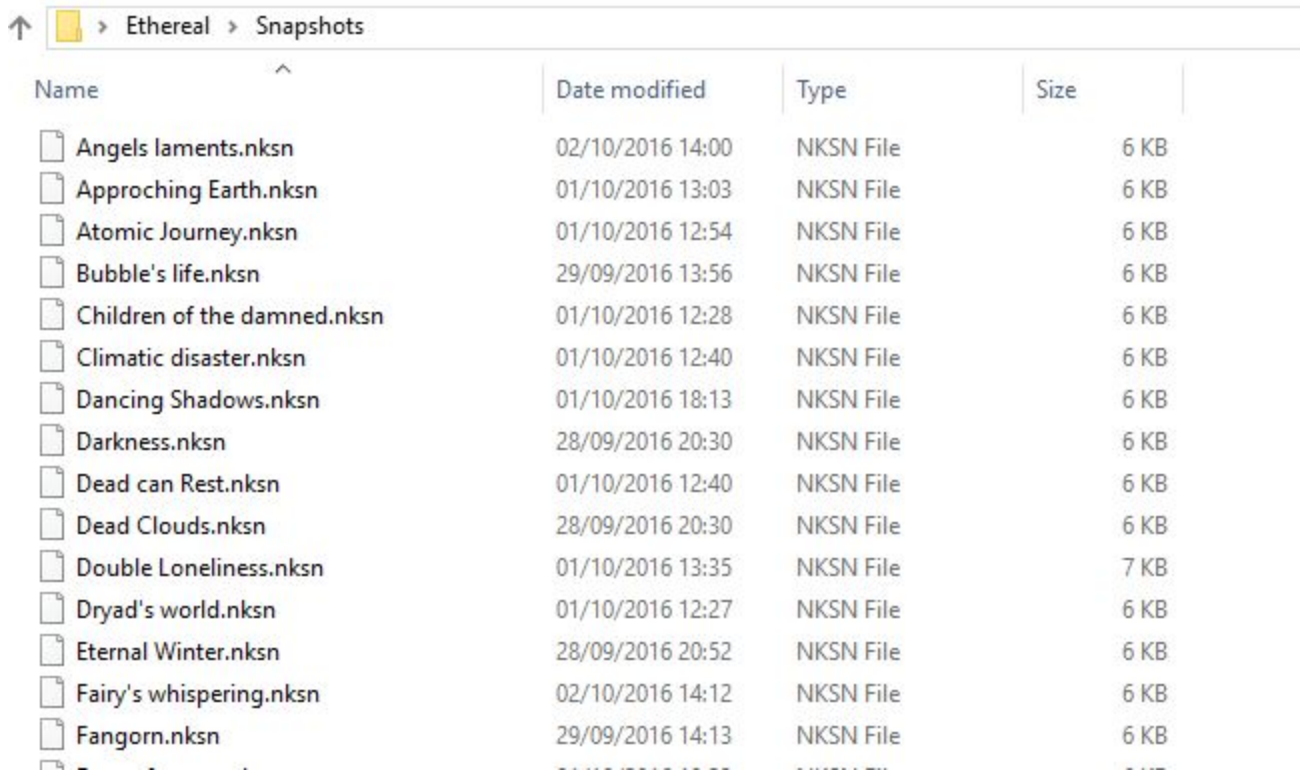
Load up the nki in Kontakt 5.6 and click the gear icon, then 'Instrument Options', then the 'Snapshot' button. Now click 'Show'



On PC this opens up a folder located here:



If this does not exist you will need to create it. In the 'Kontakt' folder create a new folder named 'Ethereal'. Now go back to the original downloaded folder and open up the snapshots folder:



Name	Date modified	Type	Size
Angels laments.nksn	02/10/2016 14:00	NKSN File	6 KB
Approching Earth.nksn	01/10/2016 13:03	NKSN File	6 KB
Atomic Journey.nksn	01/10/2016 12:54	NKSN File	6 KB
Bubble's life.nksn	29/09/2016 13:56	NKSN File	6 KB
Children of the damned.nksn	01/10/2016 12:28	NKSN File	6 KB
Climatic disaster.nksn	01/10/2016 12:40	NKSN File	6 KB
Dancing Shadows.nksn	01/10/2016 18:13	NKSN File	6 KB
Darkness.nksn	28/09/2016 20:30	NKSN File	6 KB
Dead can Rest.nksn	01/10/2016 12:40	NKSN File	6 KB
Dead Clouds.nksn	28/09/2016 20:30	NKSN File	6 KB
Double Loneliness.nksn	01/10/2016 13:35	NKSN File	7 KB
Dryad's world.nksn	01/10/2016 12:27	NKSN File	6 KB
Eternal Winter.nksn	28/09/2016 20:52	NKSN File	6 KB
Fairy's whispering.nksn	02/10/2016 14:12	NKSN File	6 KB
Fangorn.nksn	29/09/2016 14:13	NKSN File	6 KB

Inside you will find 51 .nksn files - Copy all of them and place them in the new location on your computer:

Now go back to Kontakt and hit the exclamation mark to reload the library:



Now you can activate the snapshots button and browse, load and save your own directly.

Enjoy the Sounds!